

THE
RABBIT
COMPANY™

OVERVIEW

All products by The Rabbit Company™ are made from soft, smooth, body safe materials.

Our easy to use interface allows users to easily find the right stimulation and intensity. Get ready for sensual satisfaction that can not be matched and will have you craving for more.

The Full Silicone Rabbit



Internal Textured Stimulator

External Stimulators

Control/
LED Indicator

Pin Charging Port



GETTING STARTED

1. Before first use, charge your rabbit for approximately 2 hours. The USB charging cable can be plugged into any USB port or USB/AC power adapter (Not included).

- Flashing Light = Charging
- Solid Light = Fully Charged




2. Wash your rabbit with soap and water, or toy cleaner suitable for use with silicone items.

3. Lubricate your rabbit (if needed) with a water based, silicone compatible lubricant.



FAQs can be found at
www.TheRabbitCompany.com




Email us at
customercare@TheRabbitCompany.com
for any unanswered questions

4. Press and hold the  button for 3 seconds to turn the item ON.
5. To change the vibration mode, press and release the  button.
6. Press and hold the  button for 3 seconds again to turn off.

**Change Vibration
Pattern**



CONTROLLING YOUR RABBIT

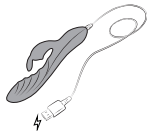
- Press and hold the  button for 3 seconds to turn the item ON.
- To change the vibration mode, press and release the  button.
- Press and hold the  button for 3 seconds again to turn off.

**Turn On/
Turn Off**



CHARGING

- Insert the charging plug in the designated charging area
- Flashing light indicates item is charging
- Solid light indicates item is fully charged
- Rabbits require approximately 2 hours for full charge




Flashing Light = Charging



Solid Light = Fully Charged

VIBRATION PATTERNS



HARE CARE™

Cleaning, Storage & Safety

1. Always clean your Rabbit thoroughly before and after each use.
2. We recommend using a premium water-based lubricant when needed. Silicone-based lubricants are not recommended and can cause damage to the product. Never use hand cream, or massage oils as lubricants for your intimate areas.
3. To properly clean your rabbit, use a suitable silicone-compatible toy cleanser. If this is not available, wash the silicone area of your rabbit with luke-warm water and an antibacterial soap. Rinse clean



and pat dry using a lint-free cloth or towel. Do not use cleaners containing alcohol, petrol or acetone.

4. Avoid leaving your rabbit in direct sunlight and never expose it to extreme heat.



5. The rabbit is waterproof. After use in the bath/ shower, please make sure to completely and thoroughly dry before storage. For best product performance, limit bathtub use to 15 minutes and no longer than 30 minutes.



SPECIFICATIONS

Materials

Liquid Silicone / ABS

Size

206 x 140 x 33 mm

Weight

199 g

Battery

Li-ion 300 mAh

Charging

2 hours

Use Time

1 hour

Max Noise Level

<68 db

Interface

10 Vibration Modes

DISPOSAL INFORMATION

Disposal of old electronic equipment (applicable in the EU and other European countries with separate waste collection systems):

The crossed-out dustbin symbol indicates that these items should not be treated as household waste, but rather brought to the appropriate collection point for recycling electrical and electronic equipment.



RoHS



Complete user instructions in
additional languages can be
found at:

www.TheRabbitCompany.com

Designed and Developed by
The Rabbit Company™

Made in China
© The Rabbit Company™

FAQs can be found at
www.TheRabbitCompany.com

Email us at
customercare@TheRabbitCompany.com
for any unanswered questions

TheRabbitCompany.com