

THE  
**RABBIT**  
COMPANY™

## OVERVIEW

All products by The Rabbit Company™ are made from soft, smooth, body safe materials.

Our easy to use interface allows users to easily find the right stimulation and intensity. Get ready for sensual satisfaction that can not be matched and will have you craving for more.

## The Classic Silicone Rabbit



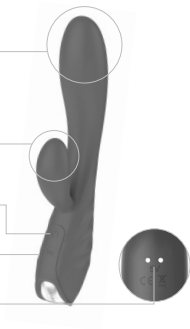
Internal Stimulator

External Stimulator

Power Button & Vibration  
Function Button - Rabbit

Vibration  
Function Button - Head

Magnetic Charging Port  
(back of device)



## GETTING STARTED

1. Before first use, charge your rabbit for approximately 3 hours. The USB charging cable can be plugged into any USB port or USB/AC power adapter (Not included).



- Pulsating Light = Charging
- Solid Light = Fully Charged

2. Wash your rabbit with soap and water, or toy cleaner suitable for use with silicone items.





3. Lubricate your rabbit (if needed) with a water based, silicone compatible lubricant.





FAQs can be found at  
[www.TheRabbitCompany.com](http://www.TheRabbitCompany.com)

Email us at  
[customercare@TheRabbitCompany.com](mailto:customercare@TheRabbitCompany.com)  
for any unanswered questions

4. Press and hold the  button for 3 seconds to turn your Rabbit ON/OFF.






5. To turn ON the vibrations on the rabbit, and/or cycle through speeds, press the  button. Press and hold to turn OFF.

6. To turn ON the vibrations on the head and/or cycle through speeds, press the  button. Press and hold the  button to turn OFF.

7. The Rabbit has a pulsating light at the bottom of the device.



## CONTROLLING YOUR RABBIT

- Press and hold the  button for 3 seconds to turn your Rabbit ON/OFF.
- Press the  button to turn on and increase vibration intensity on the head. The rainbow pulsating light at the bottom will turn on and change color. There are a total of 9 vibration modes. Press and hold the  button for 3 seconds to turn OFF.
- Press the  button to turn on and increase vibration intensity on the rabbit. The rainbow pulsating light at the bottom will turn on and will change color when you change modes. There are a total of 9 vibration modes. Press and hold the  button for 3 seconds to turn OFF.



## CHARGING

- Put the magnetic charging plug on the designated charging area



- The pulsating light indicates item is charging

Pulsating light =  
Charging

Solid light =  
Fully Charged

- Solid light indicates item is fully charged

- Rabbits require approximately **3** hours for full charge





## FUNCTIONS



Head Stimulator  
9 Vibration Modes



Rabbit Stimulator  
9 Vibration Modes

## HARE CARE™

## Cleaning, Storage & Safety

1. Always clean your Rabbit thoroughly before and after each use.

2. We recommend using a premium water-based lubricant when needed. Silicone-based lubricants are not recommended and can cause damage to the Rabbit. Never use hand cream, or massage oils as lubricants for your intimate areas.



3. To properly clean your Rabbit, use a suitable silicone-compatible toy cleanser. If this is not available, wash the silicone area of your rabbit with luke-warm water and an antibacterial soap. Rinse clean and pat dry using a



lint-free cloth or towel. Do not use cleaners containing alcohol, petrol or acetone.



4. Avoid leaving your Rabbit in direct sunlight and never expose it to extreme heat.

5. Our product is waterproof. After use in the bath/ shower, please make sure to completely and thoroughly dry before storage. For best product performance, limit bathtub use to 15 minutes and no longer than 30 minutes.



If your Rabbit appears to function abnormally, turn OFF and consult our customer care section on **TheRabbitCompany.com** where you will find help tips. Should you require further assistance please contact: **customer care@TheRabbitCompany.com**

## SPECIFICATIONS

### Materials

Body Safe Silicone / ABS

### Size

213 x 36 x 61 mm

### Weight

170.5 g

### Battery

Li-ion 650 mAh

### IPX

IPX7 Waterproof

### Charging

3 hours

### Use Time

1 hour

### Max Noise Level

<68 db

### Interface

Head: 9 Vibration modes

Rabbit: 9 Vibration modes

## DISPOSAL INFORMATION

Disposal of old electronic equipment (applicable in the EU and other European countries with separate waste collection systems):

The crossed-out dustbin symbol indicates that these items should not be treated as household waste, but rather brought to the appropriate collection point for recycling electrical and electronic equipment.



**RoHS**



Complete user instructions in  
additional languages can be  
found at:

[www.TheRabbitCompany.com](http://www.TheRabbitCompany.com)

Designed and Developed by  
The Rabbit Company™

Made in China  
© The Rabbit Company™

FAQs can be found at  
[www.TheRabbitCompany.com](http://www.TheRabbitCompany.com)

Email us at  
[customercare@TheRabbitCompany.com](mailto:customercare@TheRabbitCompany.com)  
for any unanswered questions

TheRabbitCompany.com